

DAKOTA

market-collection.com

Applications

- Interior walls
- Light duty floors and countertops
- Fireplace faces
- Showers (including steam)
- Exteriors (including freeze thaw areas)
- Pools/fountains (no freeze thaw, vertical surfaces only)

Variation in color, shade and texture to be expected.
Glazed edges will have variation in coverage due to small surface area.



See our Tech Info for more detailed information at market-collection.com/TechnicalInfo

Test Results

Test Number:	Test Name:	Test Results:
ASTM C1378-04	Resistance to Staining	Surface not affected by test solutions and dry staining agents
ASTM C1027-09	Abrasion Resistance	Rated Class 1 (light residential floors)
ASTM C1026-13	Freeze Thaw	Pass (except for submerged water areas in freeze thaw)
ASTM C648-04	Breaking Strength	322 lbf average
ASTM C650-20	Chemical Resistance	Class A

Sustainability

Dakota Specifics:

- Contains a minimum of 25% recycled material including reject tiles, roof tiles and refractory materials.
- Lead-Free
- Non-Toxic
- No VOC off-gassing

Around the Dakota Factory:

- All of the water used to produce Dakota is contained in a closed system so that it can be used to clean glazing equipment.
- Glaze filtered out of used water is donated to red brick companies to use in their brick formulation.
- Kilns use natural gas in substitution of petroleum gas and the emissions are controlled. The excess heat is used in driers.
- Scrap tile is ground up and reused in the body of new tile.
- Tile that doesn't make it through the QC process is donated to ONG Bairro da Juventude www.bairrodajuventude.org.br
- Dakota is packaged in boxes that contain 33% recycled content and are printed with water based ink.




Scan for more info

DAKOTA

market-collection.com


Field Sizes



2x8-1/2 (8.47 pcs/Sq. Ft.)



3x9-1/4 (5.19 pcs/Sq. Ft.)



5x5 (5.76 pcs/Sq. Ft.)




6x12 (2 pcs/Sq. Ft.)

Glazed Edges Available (All Sizes)



Long Edge



Short Edge



Top & Left Edges



Top & Right Edges

Colors

Color:	Finish:	Code:	Color Family:	Swatch:
Tundra	Glossy	TUN	White	
Cascades	Matte	CAS	White	
Summit	Glossy	SUM	Cream	
Elevation	Glossy	ELE	Gray	
Tides	Glossy	TID	Blue	
Peninsula	Glossy	PNN	Gray	

Color:	Finish:	Code:	Color Family:	Swatch:
Altitude	Glossy	ALT	Gray	
Terrain	Matte	TER	Gray	
Bluff	Glossy	BLU	Beige	
Lagoon	Glossy	LAG	Blue	
Abyss	Matte	ABY	Black	
Equator	Glossy	EQU	Black	